



Start of School Data: Student Enrollment and Attendance

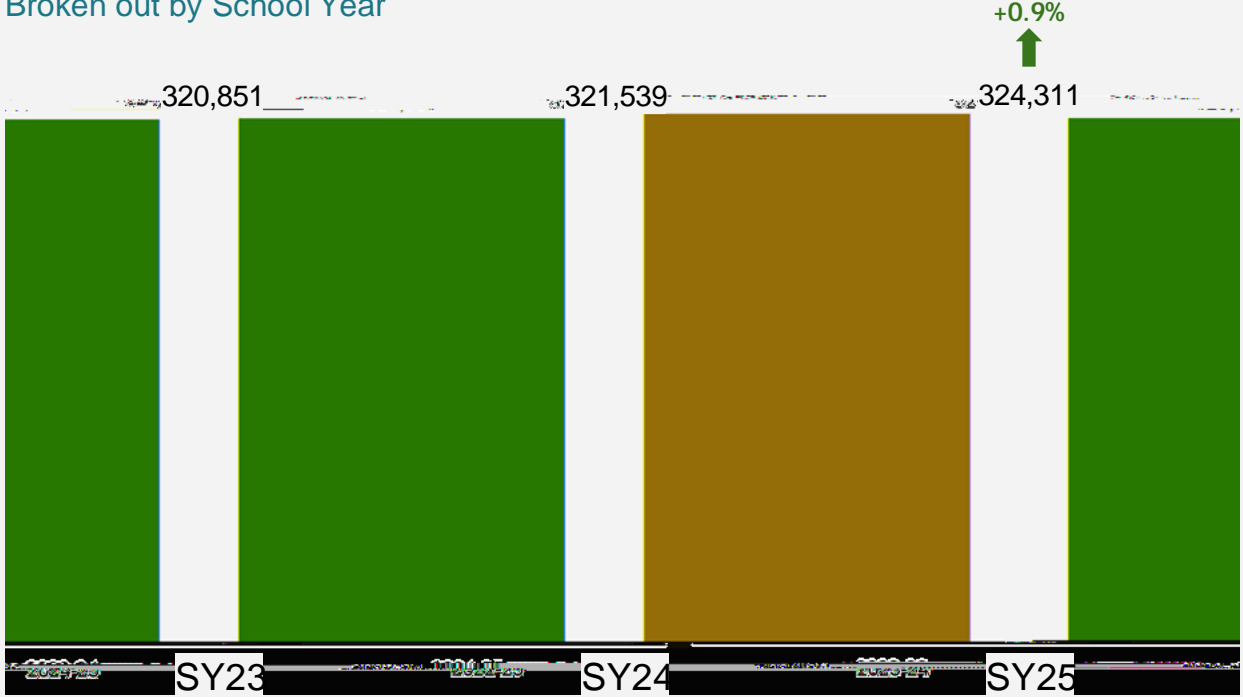
Data Science & Insights

2024-2025 School Year

Enrollments 15th Day

Number of Students Enrolled on 15th Day

Broken out by School Year




In SY25, the 15th Day enrollment was about 3,000 students higher than in SY24.

Enrollment counts and demographics are approximate as of the 15th day of school in each specified year.

Number of Students Enrolled on 15th Day

Broken out by Grade Band

+2.1%
↑




Most of the increase in enrollments in SY25 came from Grades K5, similar to what was seen in SY24.

Enrollment counts and demographics are approximate as of the 15th day of school in each specified year.

Number of Students Enrolled on 15th Day

Broken out by Race/Ethnicity



Enrollment declined among Black/African American students but increased for all other racial/ethnic groups, with the biggest increase seen among Latinx students.

**Students of Other Races' include American Indian/Alaska Native, Hawaiian or Pacific Islander, Middle Eastern or North African, & N/A. Enrollment counts and demographics are approximate as of the 15th day of school in each specified year.

Number of Students Enrolled on 15th Day

Broken out by Priority Group

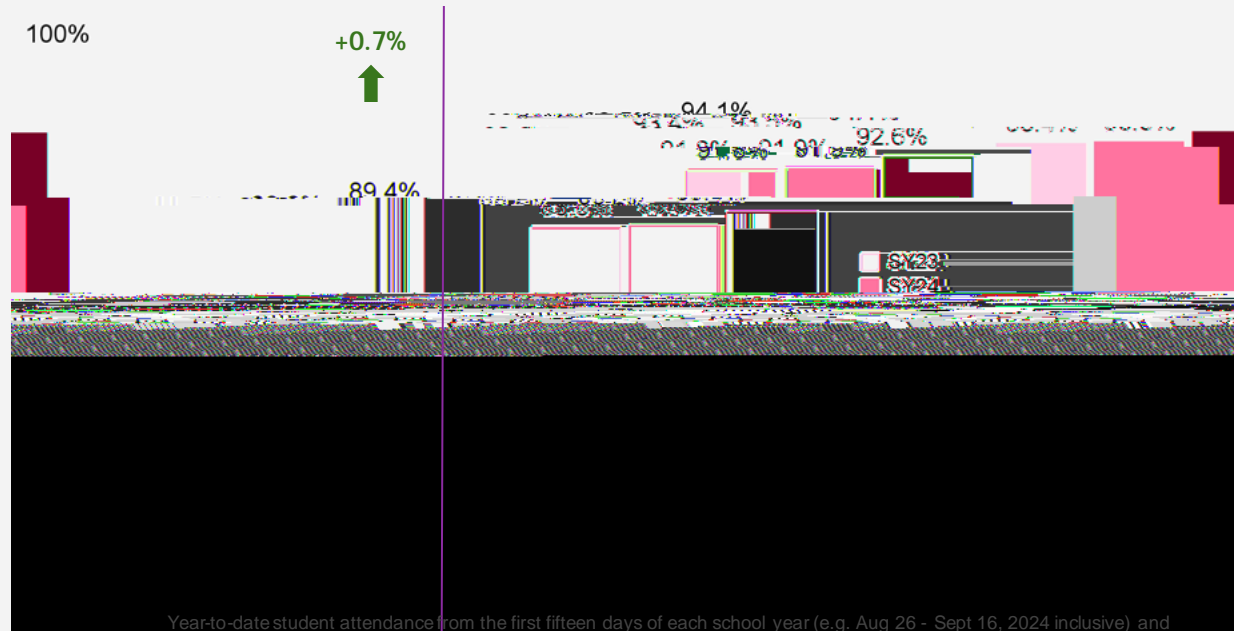


Enrollment increased among all priority groups in SY25, with the largest increases seen among State English Learners.

Attendance through 15th Day

Attendance through 15th Day

Broken out by Grade Band




Attendance through 15th Day increased overall and across grade bands.

Year-to-date student attendance from the first fifteen days of each school year (e.g. Aug 26 - Sept 16, 2024 inclusive) and includes students at all CPS schools, including students in PE and PK, but excluding students receiving services at nonpublic special education day programs (therapeutic schools). Data as of September 19, 2024 and is subject to change as staff update previous attendance records. Due to data quality issues, ChiArts HS was excluded from these calculations for SY25.

Attendance through 15th Day

Broken out by Priority Group



Year-to-date student attendance from the first fifteen days of each school year (e.g. Aug 26 - Sept 16, 2024 inclusive) and includes students at all CPS schools, including students in PE and PK, but excluding students receiving services at nonpublic special education day programs (therapeutic schools). Data as of September 19, 2024 and is subject to change as staff update previous attendance records. Due to data quality issues, ChiArts HS was excluded from these calculations for SY25.

All priority groups' attendance through 15th Day slightly increased from SY24 to SY25.

Attendance through 15th Day

Broken out by Race/Ethnicity

